



**GAMMON TECHNICAL PRODUCTS, INC.**  
P.O. BOX 400 - 2300 HWY 34  
MANASQUAN, N.J. 08736

PHONE 732-223-4600  
FAX 732-223-5778  
WEBSITE [www.gammontech.com](http://www.gammontech.com)  
STORE [www.gammontechstore.com](http://www.gammontechstore.com)


**DEADMAN  
AND WATER  
CONTROLS**  
**BULLETIN 67  
(01-21)**

## DEADMAN AND WATER CONTROL SYSTEMS

### DEADMAN HANDLE AND CORD




### DEADMAN CONTROL SYSTEM



### WATER CONTROL SYSTEM



### COMBINATION DEADMAN AND WATER CONTROL SYSTEM



## MINI-DEADMAN™

- Made in USA
- Material: urethane
- Dimensions: 4" x 1¾"
- Weight: 6 oz.
- Durable
- Compact
- Inexpensive
- Easy to repair
- Wear resistant
- Stainless steel trigger
- Good from -55° to 180°F
- Low operating force required
- Easy to assemble/disassemble
- Can be hung on trigger for storage
- Designed for the aviation environment
- Compatible with any deadman system
- Body screws are recessed to prevent damage



### HOW TO ORDER

GTP-8392B Electric Mini-Deadman Handle  
 GTP-8676 Pneumatic Mini-Deadman Handle  
 GTP-8676-H Hydraulic Mini-Deadman Handle

**NOTE:** These handles are not suitable for AC applications unless an intrinsically safe barrier/relay is used.


The heart of any deadman is the switch. The switch in this deadman has a built-in rolling diaphragm seal, aluminum body (not glass, rubber, or plastic), and an 8 amp contact rating. It is hermetically sealed, yet is easily replaceable, incorporating "push on" type electrical connections, eliminating troubles with wire nuts or soldering. In addition, the housing is o-ring sealed and has an anodized aluminum switch carrier and cable base fitting. The strain relief is a spiral type with a watertight seal.

## DURA-DEADMAN HANDLE

Solid, super durable, cold molded, and virtually unbreakable, this handle is made of pure polyurethane. This new Dura-Deadman handle is the strongest and most reliable deadman we offer. It was tested for over half a million cycles, we've driven over it with trucks, and it's been dragged on pavement - all without failure. It features replaceable polyurethane drag bosses for even longer life. Made in USA.

### ELECTRIC

GTP-9720-E Handle only - no cable  
 GTP-9720-11E Replacement switch  
 GTP-9720-21 Replacement pair of drag bosses



These handles are weather-tight sealed. They are not suitable for AC applications unless an intrinsically safe barrier/relay is used.

Switch data: SPDT (normally open or normally closed)

### PNEUMATIC/HYDRAULIC

GTP-9720-A Pneumatic 3-way valves  
 GTP-9720-H Hydraulic 2-way valves  
 GTP-9720-21 Replacement pair of drag bosses



These handles each contain two valves to provide fast reaction time. Seals are Buna/Nitrile.

## HOW TO ORDER CABLE WITH ANY ELECTRIC DEADMAN HANDLE

Suffix number for the handle you want - "X" is for straight cable - length in feet (up to 500 ft)  
 "Z" is for coil cable - length in feet (25 ft or 50 ft)

Example: If you want a Mini Deadman handle with 50' of straight cable, you order a GTP-8392B-X-50.

## HOW TO ORDER CABLE SEPARATELY



Yellow straight cable  
 Sold by the foot  
 GTP-8521



Orange coil cable  
 25' length GTP-8523  
 50' length GTP-8522-1

# GAMMON ONE-CC™ WATER PROBE - MEETS EI-1596

DETECTS WATER IN FILTER SEPARATOR SUMPS  
 ALLOWS PERIODIC TESTING REQUIRING ONLY 1cc OF WATER, EVEN DURING REFUELING  
 THOUSANDS IN SERVICE WORLD-WIDE

The problem with water detector probes has always been that others are impossible to test periodically without stopping flow, dismantling, or injecting water into the vessel. People are afraid that too much water may be injected. The One-CC Probe solves this simply. First, it has a patented design that only needs 1 ml (1cc) of water for a complete test. Second, it has a built-in water pump, and this pump is only capable of injecting 1 ml (1 cc) of water.

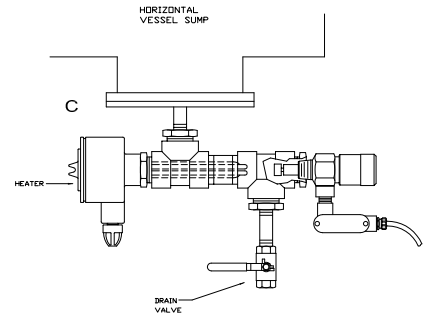
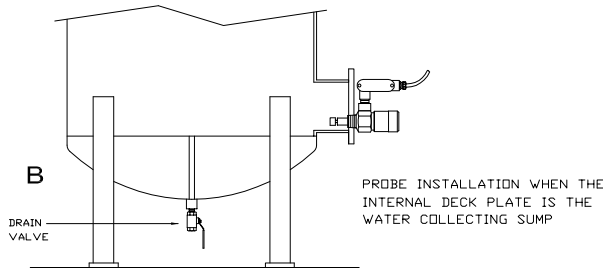
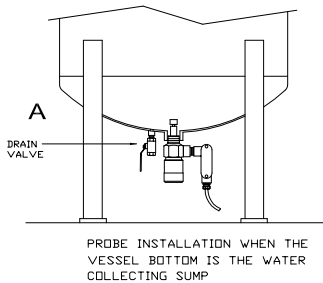
The One-CC™ Water Detector Probe is designed for use in any intrinsically safe electronic control system sensitive enough to detect water by conductivity/resistance. This new probe can therefore replace existing probes in Meggitt/Whittaker equipment if they utilize our replacement controls.

We offer electronic controls in DC, AC, weather tight and explosion proof versions.

- Pressures to 300 psi
- Stainless Steel Construction
- Available with 3/4" NPT or 1 1/2" NPT male connection
- Manual available on our website with test procedure
- US Patent No. 7523645

## HOW TO ORDER

GTP-9330-1 3/4" NPT  
 GTP-9330-1A 1 1/2" NPT



## BASIC WATER PROBE LOWER PRICE - INCLUDES CIRCUIT TESTER



For those who prefer a smaller and less expensive water probe. All-stainless construction. Push button circuit tester. Can be fitted to a simple valved drain line assembly which allows for true water testing to EI1596. 3/4" NPT or BSPT connections.

GTP-9734-N 3/4" NPT

GTP-9734-B 3/4" BSPT

## DEADMAN HOSE: BOTH HOSES HAVE NEOPRENE CONSTRUCTION, BUNA-N TUBES

Manufactured to Gammon Technical Products, Inc. specifications, this hose is superior to any available air Deadman hose on the market. It is suitable for all refueling operations.

The tubes are made out of Buna-N (nitrile rubber) to resist fuel from cross-leakage in the control system. The braided, reinforced tubes have neoprene covers to resist oils that contaminate ramp areas. A special additive is included to give the cover superior resistance to cracking.

Order model GTP-1202. Available in cut lengths or reels, with or without fittings. For more information, see Bulletin 78.

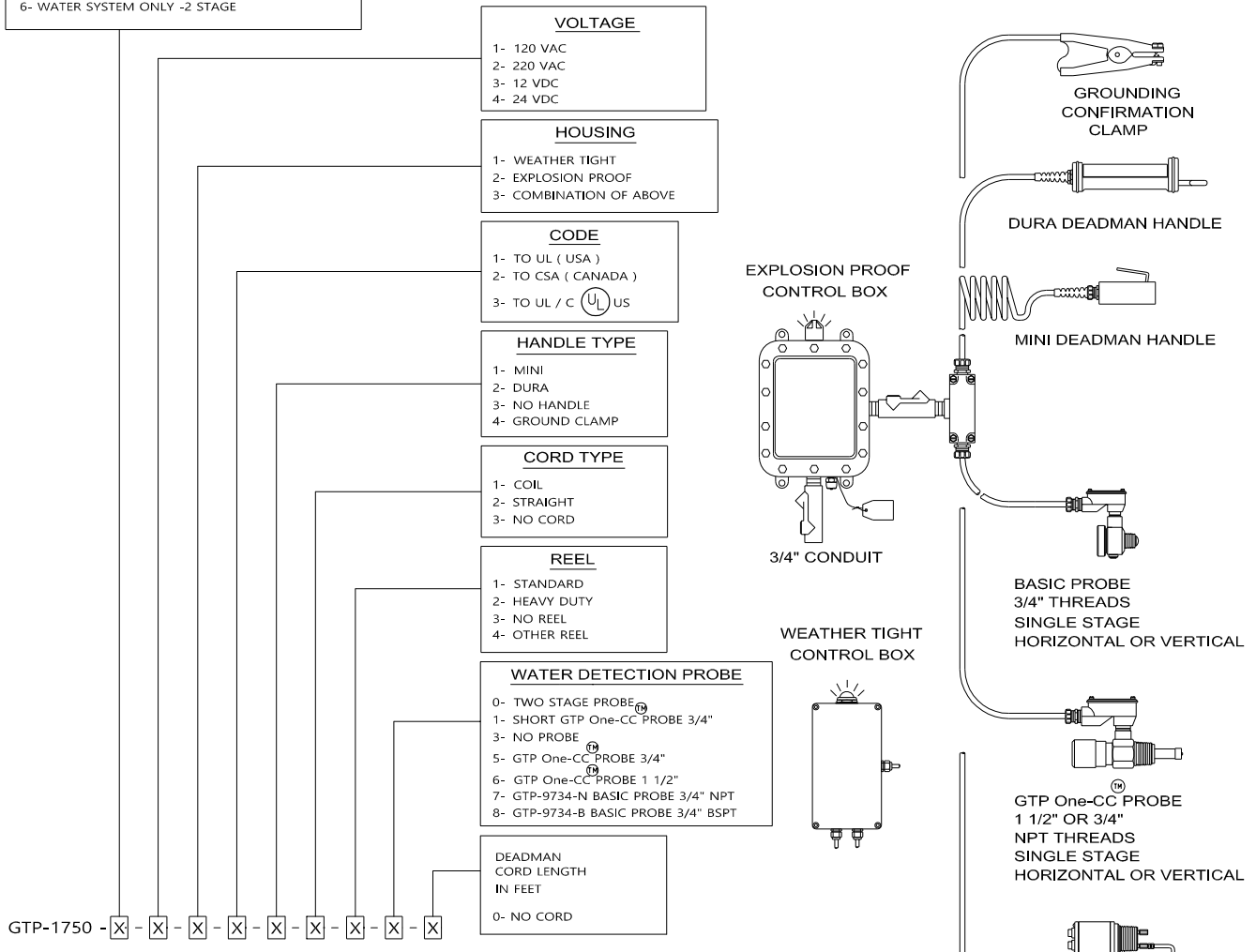


Operating pressure: 200 psi  
 Burst pressure: over 800 psi

CONFIGURATION	
1-	DEADMAN SYSTEM ONLY
2-	DUAL DEADMAN SYSTEM ONLY
3-	DEADMAN AND WATER SYSTEM -1 STAGE
4-	DEADMAN AND WATER SYSTEM -2 STAGE
5-	WATER SYSTEM ONLY -1 STAGE
6-	WATER SYSTEM ONLY -2 STAGE

**EXAMPLE**

GTP-1750 -3-1-2-1-1-2-3-5-25. THIS MODEL NUMBER DESCRIBES A SINGLE STAGE WATER DETECTION SYSTEM WITH A DEADMAN HANDLE. THE FOLLOWING FEATURES APPLY: 120 VAC, EXPLOSION PROOF, UL LISTED, AND HAS A MINI DEADMAN HANDLE WITH STRAIGHT CORD, NO REEL; WATER DETECTION PROBE IS STANDARD One-CC WITH 3/4 IN. NPT THREADS AND DEADMAN CORD LENGTH OF 25 FT.



**NOTES:**

- 1- WATER PROBE VERSIONS COME WITH RED INDICATOR LIGHT. LABELED ( WATER IN SUMP )
- 2- WHEN GROUNDING CLAMP IS ORDERED, SYSTEM COMES WITH RED AND GREEN INDICATOR LIGHTS.
- 3- NOT ALL COMBINATIONS ARE AVAILABLE

**CRITICALLY IMPORTANT SAFETY INFORMATION**  
RE: ALL GTP-1750 SERIES WATER DETECTOR SYSTEMS

IT IS IMPORTANT THAT THESE DEVICES NOT BE USED ON JET FUEL CONTAINING ANTI-ICING ADDITIVE ( AKA "PRIST", DIEGME - DIETHYLENE GLYCOL MONOMETHYL ETHER ) UNLESS SPECIAL CARE IS TAKEN TO ENSURE THAT ALL WATER IS REGULARLY ( DAILY ) DRAINED FROM ALL TANK AND FILTER SUMPS AND LOW POINTS ( IF APPLICABLE ).

WHILE SUCH DAILY DRAININGS ARE CONSIDERED REQUIRED STANDARD PRACTICE IN THIS INDUSTRY, WITH CONDUCTIVITY TYPE-PROBES AND ANTI-ICING ADDITIVE IT BECOMES MORE IMPORTANT TO DRAIN SUMPS REGULARLY.

A POOL OF WATER LYING IN THE SYSTEM WILL RAPIDLY DRAW ADDITIVE FROM THE FUEL. SOME RESEARCH INDICATES THAT SO MUCH ADDITIVE WILL GO INTO THE WATER THAT THE RESULTING LIQUID CAN BE 25% ADDITIVE AND ONLY 75% WATER AFTER LESS THAN A WEEK. ADDITIVE CONTENT WILL CONTINUE TO RISE AND WHEN THE CONCENTRATION EXCEEDS ABOUT 40%-50% ( DEPENDS ON CONDITIONS ) THE PROBE WILL NO LONGER BE ABLE TO DETECT THIS MIXTURE OF WATER AND ADDITIVE.

THIS IS A WATER PROBE, AND IS NOT DESIGNED TO DETECT WATER MIXED WITH SUCH HIGH CONCENTRATIONS OF ADDITIVE.

IF YOU ARE USING FUELS THAT CONTAIN THE ADDITIVE AND ARE NOT 100% CONFIDENT IN YOUR PERSONNEL SUMPING ALL WATER ON A DAILY BASIS, WE SUGGEST YOU USE EITHER A MASS SENSOR OR A FLOAT TYPE DETECTOR.